

The background of the slide is a light gray gradient with several realistic water droplets of various sizes scattered across it. The droplets have highlights and shadows, giving them a three-dimensional appearance.

Bismillah-ir-Rahman-ir-Rahim

PRACTICAL GHUSL AND SHROUDING THE DECEASED

A WORKSHOP FOR MEN
(LOWRY MASJID)

AGENDA

- Introduction – death
- Funeral Process in California
- At time of death
- Practical – Ghusl of deceased
- Kafan
- Practical – Shrouding of deceased
- Conclusion

DEATH

1. Understanding Death
2. Purpose of Life
3. Death

FUNERAL PROCESS

TYPES OF DEATH

- STILL BIRTH (LOSS OF BABY BEFORE OR DURING DELIVERY) – CERTIFICATE OF FETAL DEATH
 - LESS THAN 20 WEEKS (MISCARRIAGE) – NO BURIAL PAPERWORK UNLESS BREATHED
 - 20 WEEKS AND ABOVE (STILL BIRTH – EARLY, LATER OR TERM)
- NATURAL DEATH – DEATH CERTIFICATE
- UNNATURAL DEATH – DEATH CERTIFICATE

FUNERAL PROCESS

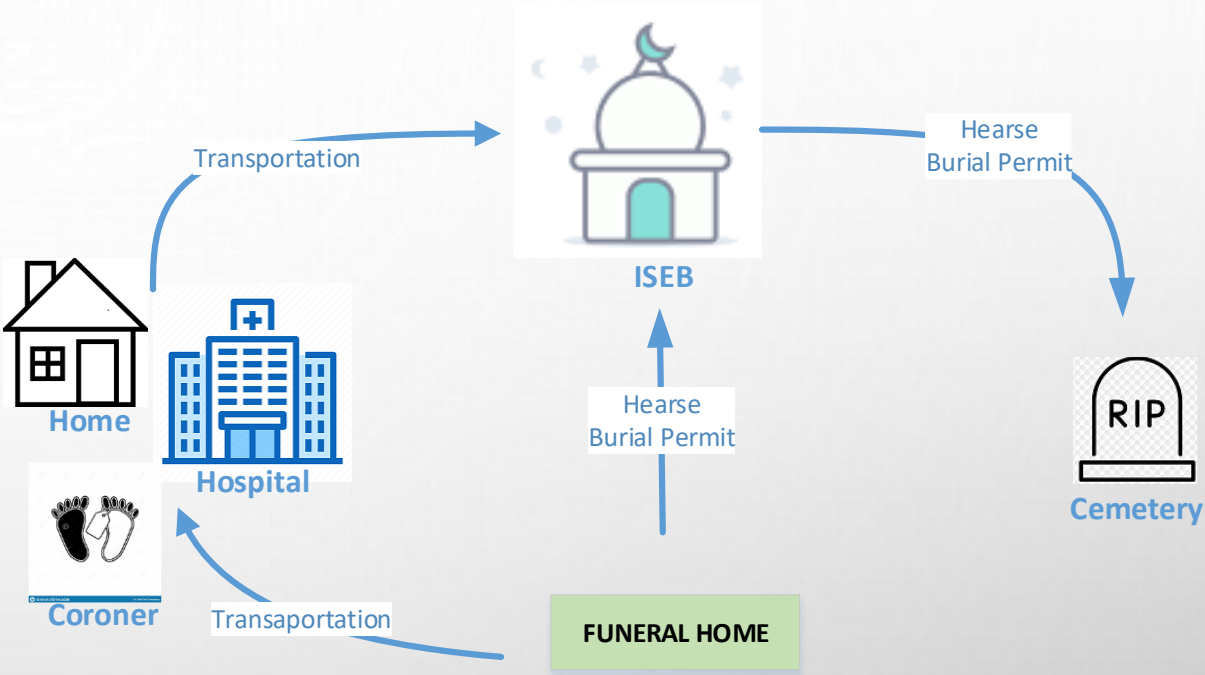
AT TIME OF DEATH

1. CALL MOSQUE (WORK WITH FUNERAL HOME)
2. FILL DETAILS FOR FILING BURIAL CERTIFICATE (DEATH CERTIFICATE)
 1. DECEASED FAMILY DETAILS AND DOCTORS - IMPORTANT
 2. NO EMBALMING
 3. NO PRENEED
 4. RELEASE OF BODILY REMAINS
3. CALL CEMETERY FOR BURIAL
 1. FIVE PILLARS CEMETERY
 2. OTHERS
4. UNNATURAL DEATH
 1. CALL 911
 2. CORONERS
 3. **DO'S AND DON'T'S**

FUNERAL PROCESS

Services	Approx. Cost
Basic Funeral Services	\$2000
Burial	\$4900
Burial Weekend	\$5400
Masjid Donation	\$300- \$500

Other Services	Approx. Cost
Coroners	\$300
Embalming	\$12000 - \$15000
Overseas Shipment	



Burial
Land Cost
Digging and Closing
Outliner and Cover
Marker

THINGS TO DO

DYING PERSON

1. Wudu (Tayumam)
2. Miswak
3. Hope in Allah ta'ala,
4. Dua,
5. Kalima Tayyibah
6. Nasiyat

PEOPLE AROUND

1. Sunnah to let him lie on his right side facing the Qibla, or on his back with feet towards Qibla and head slightly raised
2. Read surah Yaseen, Al-Ra'd— no worldly talks, put **drops of water** in the mouth.
3. The Talqeen – Remind the dying person of the Shahadat – Ash hadu lailaha illal-lahu. Don't order to recite the Kalimah

SIGNS OF DYING PERSON

1. BREATH QUICKENS,
2. KNEES BECOME WEAK,
3. NOSE BECOMES BENT
4. TEMPLES SUBSIDE

AT DEATH

1. Stop Talqeen, recitation, close the mouth - tie around head, eyes closed, arms on side, heavy object on stomach (avoid bloating) and cover with clean sheet.
2. At hospital – Remove as possible any tubes with assistance from hospital staff.

GHUSL FOR DECEASED WHO SHOULD PERFORM GHUSL FOR DEAD

- AN ADULT MALE SHOULD HE BATHED BY HIS FATHER, SON OR BROTHER.
- IF NONE OF THESE PERSONS ARE PRESENT THEN ANY NEAR RELATIVE COULD CARRY OUT THIS DUTY
- IF ANY OF THESE ARE NOT IN THE POSITION TO PERFORM THE GHUSL THEN THE MOST PIOUS PERSON PRESENT SHOULD BE REQUESTED TO CARRY OUT THIS RITE.
- IF A MALE PASSES AWAY AND THERE ARE NO MALES TO BATHE HIM THEN NO OTHER WOMAN BESIDES HIS WIFE IS PERMITTED TO CARRY OUT THE GHUSL.

KAFAN AND GHUSL MATERIALS

- THE FOLLOWING MATERIALS ARE NEEDED FOR WASHING (GHUSL) THE DECEASED AND FOR SHROUDING (KAFAN) AFTER THE GHUSL. MOST OF THE MASAJIDS IN THE BAY AREA CARRY KAFAN KITS. SOME MASAJIDS WILL PROVIDE A TRAINED MUSLIM BROTHER OR SISTER TO ASSIST IN WITH PERFORMING THE GHUSL.
- WHITE PURE COTTON UNSTITCHED SHEETS (7FT X 7FT): THREE FOR MALES; FIVE FOR FEMALES
- *(ANY KING-SIZE 100% COTTON BED-SHEETS FROM THE LINEN DEPARTMENT WILL SUFFICE)* WITH A PAIR OF SCISSORS CUT SEAMS ALONG THE WHOLE SHEET(S) ALSO CUT (3) THIN STRIPS TO USE AS TIES FOR THE TYING THE SHROUD AND HOLDING IT IN PLACE)
- ITEMS NEEDED:
 - - **CAMPBOR, SIDR**
 - - **NON-ALCOHOLIC PERFUMES (ATTAR)**
 - - **WARM WATER**
 - - **SOAP**
 - - **GLOVES**
 - - **WASH-CLOTHS + LARGE TOWELS**

GHUSL FOR DECEASED

BEFORE STARTING THE GHUSL OF DECEASED

- HAVE WUDU
- CONCEALS WHAT HE NOTICES OF PHYSICAL DEFECTS TILL THE PERSON WHO GIVES GHUSL DIES
- NO RECITATION OF QURAN OR ANY WORLDLY TALKS
- RECITE DUA “[ALLAHUM-MAGHFIR-LAHU](#)” O ALLAH! FORGIVE HIM
- PLACE THE BODY WITH THE FACE TOWARDS THE QIBLAH
- COVER THE SATR (THE NAVEL TO THE KNEES) OF THE DECEASED ALL THE TIME. CANNOT SEE PRIVATE AREAS
- MAKE INTENTION BEFORE PERFORMING GHUSL OF THE DECEASED

I AM GIVING GHUSL TO THIS DECEASED PERSON TO FULFIL SUNNAH AND TO PLEASE ALLAH (TA'ALA)

PRACTICAL - GHUSL OF DECEASED

(MASNOON SEQUENCE)

1. NO HAIR OF THE HEAD, BEARD OR ANY OTHER PART OF THE BODY MUST BE CUT, SHAVED, TRIMMED OR COMBED. ALL RINGS, JEWELRY, WIGS ETC., SHOULD BE REMOVED. NO NAIL SHOULD BE CUT.
2. THEREAFTER THE BODY SHOULD BE PUT ON THE TABLE THE TABLE
3. SATR FROM THE NAVEL TO THE KNEES SHOULD BE COVERED ALL THE TIME
4. THE STOMACH SHOULD GENTLY BE MASSAGED
5. THEN BOTH THE ISTINJA PLACES SHOULD BE WASHED WITH MITTENS ON, WITHOUT LOOKING AT THE PRIVATE PARTS.
6. THE NOSTRILS, EARS AND MOUTH SHOULD BE CLOSED WITH COTTON WOOL TO PREVENT WATER FROM ENTERING THE BODY DURING THE GHUSL.
7. GIVE WUDHU, SIMILAR TO THAT IN NAMAAS EXCEPT GARGLING AND PUTTING WATER INTO NOSTRILS: FARDH ASPECTS, THE FACE, ARMS TO THE ELBOWS, MASAH OF THE HEAD AND FEET UP TO THE ANKLES.
8. IN THE STATE WHERE GHUSL IS WAJIB (JANABAT, HAIZ OR NIFAAS), THEN MOUTH HAS TO BE GARGLED AND NOSTRILS BE MADE WET
9. AFTER WUDHU, THE HEAD AND BEARD SHOULD FIRST BE WASHED. SOAP OR PURE CLEAN WATER WILL SUFFICE. THE TEMPERATURE OF THE WATER MUST BE THAT WHICH A LIVING PERSON NORMALLY USES WHEN BATHING.

PRACTICAL - GHUSL OF DECEASED

(MASNOON SEQUENCE)

9. THEREAFTER THE BODY SHOULD BE TILTED ONTO ITS LEFT SIDE TO ALLOW THE RIGHT SIDE TO BE WASHED FIRST. WARM WATER SHOULD NOW BE Poured OVER THE BODY FROM HEAD TO THE TOES THREE TIMES, AND THE BODY SHOULD BE WASHED WITH SOAP OR WATER WILL SUFFICE.
10. THE BODY SHOULD THEN BE TURNED ONTO IT'S RIGHT SIDE AND THE LEFT SIDE BATHED SIMILARLY 3 TIMES.
11. THEREAFTER THE BODY SHOULD BE LIFTED SLIGHTLY TO A SITTING POSITION, AND THE STOMACH BE GENTLY MASSAGE WITH A DOWNWARD STROKE. WHATEVER COMES OUT OF THE BODY SHOULD BE WASHED AWAY. THE WUDHU AND GHUSI NEED NOT BE REPEATED IN CASE ANY IMPURITY DRIES COME OUT.
12. FINALLY CAMPHOR WATER SHOULD BE Poured OVER FROM HEAD TO TOE THREE TIMES (RIGHT SIDE AND LEFT SIDE).
13. ALL THE COTTON WOOL SHOULD NOW REMOVED FROM THE MOUTH, EARS AND NOSE.
14. WITH THIS, THE GHUSL IS COMPLETE AND THE BODY COULD BE WIPED WITH A TOWEL OR A PIECE OF MATERIAL.
15. THE SATR MUST BE KEPT COVERED.

KAFAN

Name Of Garment	Length	Width	Description
Lifaffah – Chadar (like a blanket)	7 ft.	5-6 ft.	Above the head to below the feet
Izaar (like a trouser)	6 ft.	5-6 ft.	To cover head to toe
Qamees (like a shirt)	6 ft. – 8 ft.	3 ft.	Shoulder to Below knees
Tehband (Tie Ropes) – 3 or 4 cloth strips	4 ft.	4 in.	To tie under the feet, midsection (2) and one above the head

(The material should be unstitched piece of cloth (white) and should not be silk or gold)

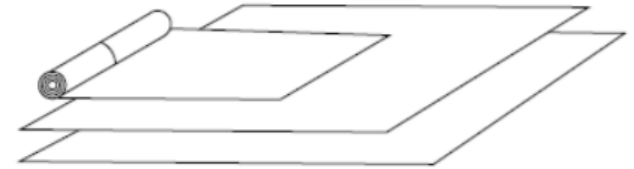
(Just two, the Izaar and Lifafah-Chadar will also suffice but Sunnah to have 3 pieces of cloth)

ORDER OF MALE KAFN:

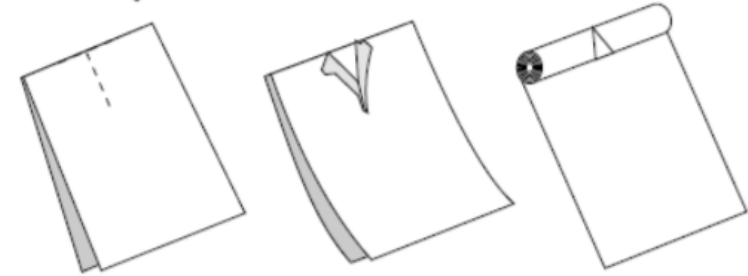
Qamis

Izar

Lifafah



HOW QAMIS SHOULD BE CUT AND FOLDED



PRACTICAL - SHROUDING OF DECEASED

(MASNOON SEQUENCE)

1. SPREAD THE LIFAFAH ON THE FLOOR, THEN ON IT THE IZAAR AND ON IT THAT PORTION OF THE QAMEES THAT WILL BE UNDER THE BODY. THE PORTION THAT WILL COVER THE TOP OF THE BODY SHOULD BE FOLDED AND PUT AT THE HEAD SIDE.
2. LOWER THE BODY GENTLY ONTO THE KAFAN AND COVER THE TOP OF THE BELLY UP TO THE CALF WITH THE FOLDED PORTION OF THE QAMEES.
3. THEN RUB CAMPHOR MIXTURE PASTE ON THE PLACES OF SAJDAH, (I.E. THOSE PARTS OF THE BODY THAT TOUCH THE GROUND IN SALAH: FOREHEAD, NOSE BOTH THE PALMS, KNEES AND THE FOREFEET.)
4. FIRST FOLD THE LEFT FLAP AND ON IT THE RIGHT FLAP OF THE IZAAR OVER THE QAMEES.
5. THEREAFTER FOLD THE LIFAFAH IN THE SAME MANNER. REMEMBER THAT THE RIGHT FLAP MUST BE ALWAYS ON THE TOP.
6. LASTLY FASTEN THE ENDS OF THE LIFAFAH AT THE HEAD SIDE, FEET AND AROUND THE MIDDLE WITH STRIPS OF THE CLOTH.

AFTER KAFAN

- PROHIBITED ARTICLES IN THE KAFAN

1. IT IS PROHIBITED TO ENCLOSE ANY DU'A ON THE KAFAN.
2. IT IS FORBIDDEN TO WRITE THE KALIMAH OR ANY OTHER DU'A ON THE KAFAN OR ON THE CHEST OF THE DECEASED WITH CAMPHOR, INK, ETC.

ABU HURAIRAH (MAY ALLAH BE PLEASED WITH HIM) REPORTED: I HEARD THE PROPHET (SALLALLAAHU 'ALAYHI WA SALLAM) SAYING, "HURRY UP WITH THE DEAD BODY (FOR ITS BURIAL), FOR IF IT IS PIOUS, YOU ARE SPEEDING IT TO GOODNESS AND IF IT IS OTHERWISE, YOU ARE LAYING AN EVIL OFF YOUR NECKS."

[AL-BUKHARI AND MUSLIM].

- THE JANAZA SALAH SHOULD BE ARRANGED QUICKLY AND THE DECEASED SHOULD BE BURIED IN THE NEAREST MUSLIM CEMETERY.

LOWRY MOSQUE – FUNERAL FA



CONCLUSION

FUNERAL SERVICE AT ISLAMIC SOCIETY OF EAST BAY

(IMAM SIRAJ DESAI)

DETAILS VISIT WWW.ISEBFREMONT.ORG

